



AssetTrail

Tracking Today, Securing Tomorrow



Track & Manage Fixed Asset

AssetTrail is an asset management software designed to help businesses track, manage, and optimize their assets. It typically offers features such as asset tracking, maintenance management, inventory management, depreciation tracking, and reporting. This software is useful for organizations that need to keep a detailed record of their physical and digital assets, ensuring efficient utilization, maintenance, and compliance.



Powered by

MICROSTOP INFOTECH PVT. LTD.

Key Components

- Asset Management
- Asset Accounting
- Asset Tracking
- Asset Performance Management
- Asset Transactions
- Life Cycle Monitoring
- Accurate Depreciation Calculation
- Bulk calculation of Depreciation
- Data Visual and Representation
- Shows urgent information, alerts, and warnings

- Multiple Depreciation policy
- Management of Service Providers.
- Reminder Pop-ups on expiry
- Time to time Asset Verification
- Accurate Asset Market Value
- Asset Performance Reports
- Maintenance Cost Reports
- Data Collection and Analysis
- Features data in the form of responsive tiles

Introduction



Improved Regulatory and Security

- With asset tracking systems such as FAMS, it becomes easier to store and track data accurately.
- Easy to record every action logged by users, and role-based access permissions ensure that only authorized personnel can access sensitive data.



Accurate Reporting

- Offers companies real-time data on how each asset functions
- Streamlines the management process, improving the overall profitability of your organization.
- Helps reduce human errors in asset performance monitoring



Reduced Maintenance Expenses

- Asset Expert software stores essential information about assets and notifies them according to the expiration of their life.
- Also aids in maintenance task scheduling and alert generation
- Reducing unnecessary costs due to mismanagement of assets



Streamlined Operations

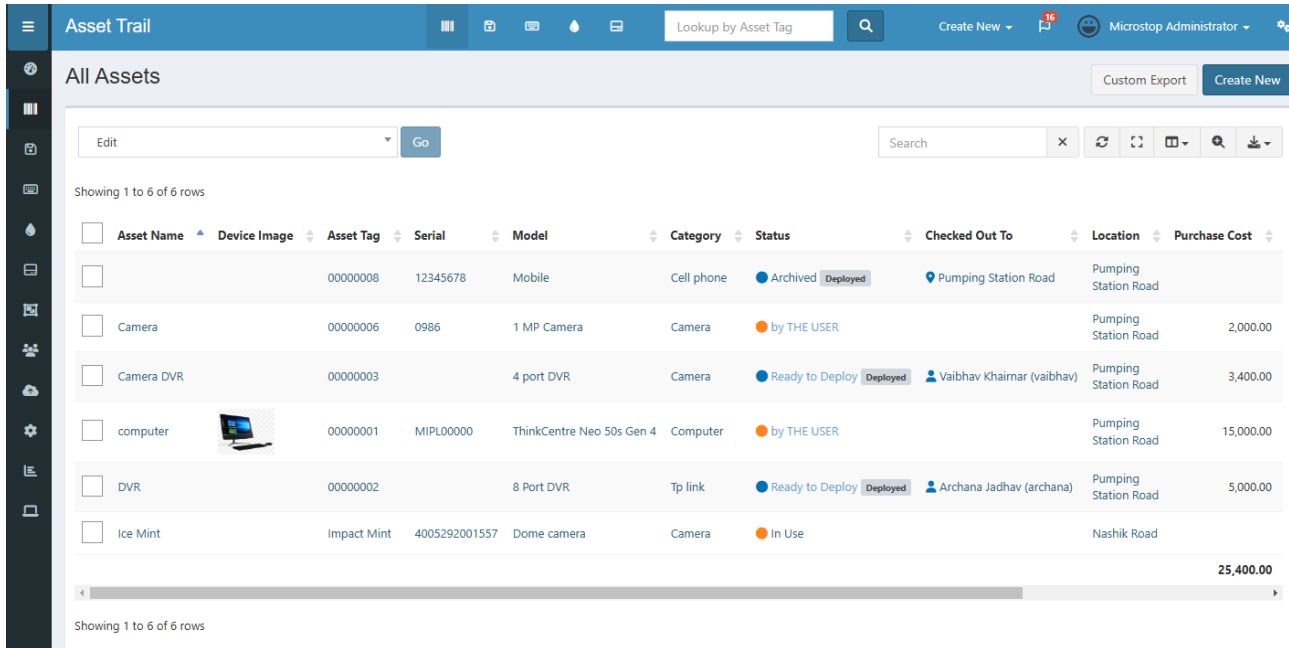
- Critical for determining which assets in the organization are under user, their location, their cost center, etc.
- To receive status updates on the process when needed.
- Eliminates unnecessary steps from daily operations, making them more efficient and faster




Budgeting and Cost Reduction

- A reliable storing and tracking system for keeping track of stock levels and materials. Gives companies total control over their current stock and potential purchasing decisions. Asset Life Cycle
- Asset traits like asset depreciation, can predict individual asset life spans and allow them to be replaced.

Asset Management



The screenshot displays the 'All Assets' page in an asset management system. The interface includes a search bar at the top, a 'Create New' button, and a table listing various assets. The table columns are: Asset Name, Device Image, Asset Tag, Serial, Model, Category, Status, Checked Out To, Location, and Purchase Cost. The assets listed include a Mobile phone, Camera, Camera DVR, computer, DVR, and Ice Mint. The total purchase cost for the listed assets is 25,400.00.

Asset Name	Device Image	Asset Tag	Serial	Model	Category	Status	Checked Out To	Location	Purchase Cost
		00000008	12345678	Mobile	Cell phone	Archived Deployed	Pumping Station Road	Pumping Station Road	
Camera		00000006	0986	1 MP Camera	Camera	by THE USER		Pumping Station Road	2,000.00
Camera DVR		00000003		4 port DVR	Camera	Ready to Deploy Deployed	Vaibhav Khairnar (vaibhav)	Pumping Station Road	3,400.00
computer		00000001	MIPL00000	ThinkCentre Neo 50s Gen 4	Computer	by THE USER		Pumping Station Road	15,000.00
DVR		00000002		8 Port DVR	Tp link	Ready to Deploy Deployed	Archana Jadhav (archana)	Pumping Station Road	5,000.00
Ice Mint		Impact Mint	4005292001557	Dome camera	Camera	In Use		Nashik Road	
									25,400.00

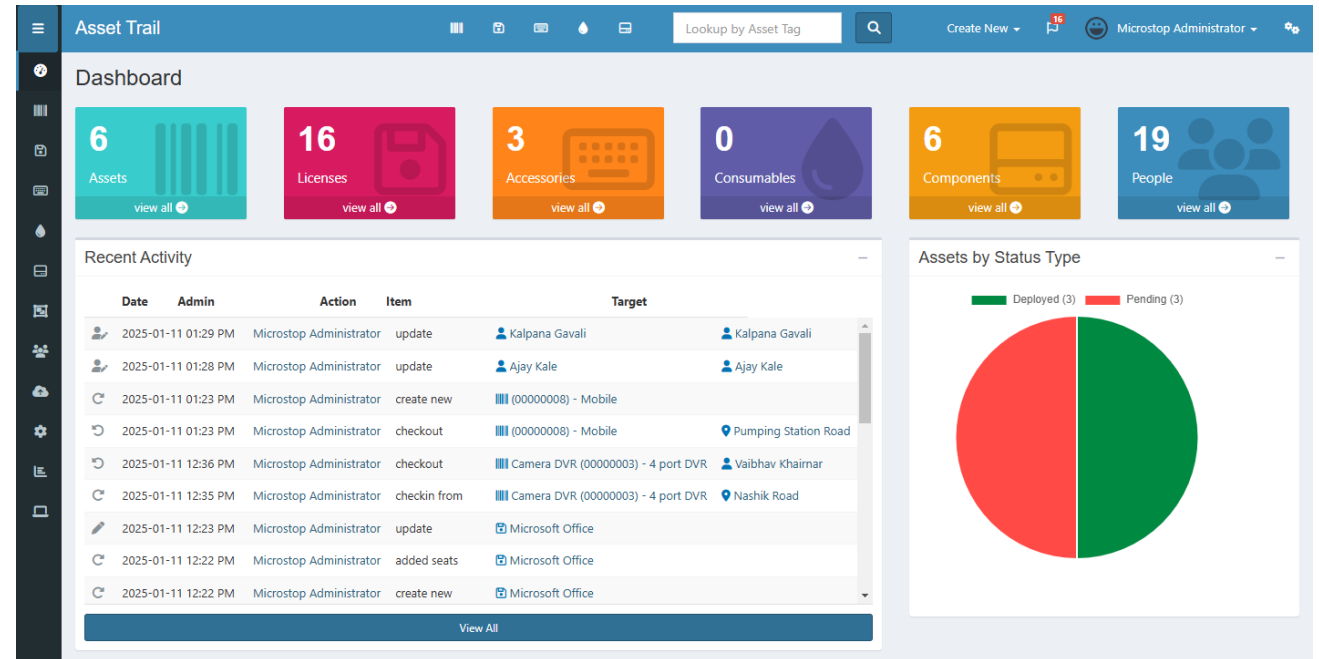
Easily see which assets are assigned, to whom, and their physical location. Check them back into inventory with one click, or click through to see the asset's complete history. Seeing what assets are currently deployed, pending (brand new awaiting software installs, out for repair), ready to deploy, or archived (lost/stolen, or broken) is quick and easy

- Yes Easily see which assets are assigned, to whom, and their physical location
- Yes One-click checkin
- Yes Asset Models let you group common features
- Yes Require User Acceptance (End-User EULAs/Terms of Service) on Checkout
- Yes Email alerts for expiring warranties and licenses
- Yes Integrates with most handheld barcode scanners and QR code reader apps
- Yes Quick and easy asset auditing
- Yes Add your own custom fields for additional asset attributes
- Yes Easily import and export assets
- Yes Generate QR code labels for easy mobile access and labels
- Yes Assets marked as requestable can be requested by a user
- Yes Assets retain full history including checkouts, checkins and maintenance
- Yes Optional digital signatures on asset acceptance

Admin Dashboard

At-a-glance access to recent activity and an overall view of what assets, accessories, consumables, and components you have.

Items that have been checked in, checked out, recently updated or deleted, show up in a recent activity snapshot.













License Management

You get the same quick access with licenses, too. We're working on making this even better, by letting you smartly handle multi-pack licenses with ease. Enable email alerts to get an email when your licenses are expiring.

Asset Trail

Software Licenses

Showing 1 to 5 of 5 rows

Name	Product Key	Expiration Date	Licensed to Email	Licensed to Name	Manufacturer	Total	Avail	Min QTY	Checkin/Checkout	Actions
hp software	123456789	2024-12-25	info@microsoftindia.com		HP	1	0	1	Checkout	 
Microsoft Office	123456789	2025-06-06	info@microsoftindia.com		Microsoft	12	12	10	Checkout	 
Windows 10	1234567890	2025-08-13	info@microsoftindia.com		Microsoft	1	1		Checkout	 
Windows 11	123456789	2025-08-13	info@microsoftindia.com		Microsoft	1	1		Checkout	 
Windows 7	1234567890	2025-08-10	info@microsoftindia.com		Microsoft	1	1		Checkout	 

Showing 1 to 5 of 5 rows

Asset Life Cycle



Planning - Planning is the first stage of the asset Life Cycle. It establishes asset requirement based on evaluation of Existing Assets.



Acquisition - This begins the life cycle of the asset. Once the asset is Identified, acquired and installed into the business, it can then be tracked throughout its entire life cycle process.



Operations & Maintenance - This stage indicates the application and management of an asset, including insurance, verification, AMC, etc.



Disposal - The end of the Asset's Life Cycle. It is removed from service and either sold, discarded, or shifted out.

High End Features

Asset Life Cycle Management

- Asset Management
- Asset Tracking
- Asset Accounting
- Asset Performance Management
- Asset Transactions
- Life Cycle Monitoring

Service Masters Management

- Management of Service Providers.
- Reminder Pop-ups on expiry
- From time to time Asset Verification
- Accurate Asset Market Value

Maintenance Management

- Warranties
- Service Providers
- Asset Consumption and Condition Maintenance
- Component Management

Depreciation Methods

- Accurate Depreciation Calculation
- Bulk calculation of Depreciation
- Asset Card available for assets after depreciation
- Multiple Depreciation policies can be created and calculated accordingly.

Analytics & Reporting

- Asset Performance Reports
- Maintenance Cost Reports
- Data Collection and Analysis
- Data Visualization and Representation

Dashboard & Widgets

- Provides an overview of the software to the user
- Offers data about the current status
- Shows urgent information, alerts, and warnings
- Features data in the form of responsive tiles.

Top Benefits & Features

FEATURES

- Centralize data
- Easy Asset Management
- User-Friendly Interface
- Asset Information Management
- Extend Asset Life Spans
- Quick Understanding of the Application
- Improve Efficiency
- Increase Productivity
- Better Visibility
- One-time master Setup.

BENEFIT

- Creation of Multiple Master Data
- Centralized Depreciation Policies
- Easy Maintenance of multiple assets at once.
- Accurate Importing of Data
- QR Code & Bar Code Scanner
- RFID Tagging and Verification
- Asset Adjustment, Split, Shift available.
- Repairs and Maintenance scheduled with reminders
- Audit Trail
- Multiple User Accessibility

Track & Manage Fixed Assets for



IT COMPANY



PHARMACEUTICALS
& HOSPITALS



HOSPITALITY
INDUSTRIES



TELECOM
INDUSTRY



GOVERNMENT
INSTITUTION



BANKS



AGRICULTURE



CONSTRUCTION
COMPANY



RETAIL CHAIN



MANUFACTURING
UNITS



WAREHOUSES



EDUCATION
CENTER

General & Key Features

- Mobile-friendly for asset updates on the go
- Runs on any Linux, Windows or Mac web server
- Web-based software so it works on any device
- Slack notification integration for checkin/checkout
- Tons of security features to keep your data safe
- Pre-defined "kits" for faster checkouts
- SAML login integration
- Includes a robust JSON REST API
- Translated into over 55 languages for easy localization
- Per-user language support for distributed teams
- One-click (or cron) backups
- LDAP login/user sync
- Google Secure LDAP user sync
- SCIM support for automatic user provisioning
- JAMF integration using Jamf2Snipe

- Manage Unlimited Fixed Assets.
- Asset Block & Category wise classification.
- Location, Department, Cost Centre Arrangement.
- Asset Owned By
- Discard & Relocation.
- Adjustment in Asset Value, Depreciation.
- Fixed Asset Register Summary, Detail, Group-wise
- Report giving Depreciation attributable to each Location
- Asset Card, Asset History, Asset Labels
- Add on the module:
 - Linking with Barcode



MICROSTOP
INFOTECH

You Can Depend On Us!

CONTACT US

Address: 01, Pooja Glory Apartment, Behind Namco Bank Off ,
Pumping Station Road, Gangapur Road Nashik-422013

Enquiry: +91 77740 63500 / +91 77740 63510



support@microstopindia.com
info@microstopindia.com



microstopindia.com